

A person with dark, curly hair, seen from the back, wearing a blue and white checkered shirt, is seated in a meeting. The background is a blurred office setting with other people and a whiteboard.

TRANSITIONING TO VIRTUAL ENGAGEMENT: Fairburn Comprehensive Plan Update

Presented by Rachel Will

Senior Planner in Community Development

rwill@atlantaregional.com

FROM TRADITIONAL TO VIRTUAL ENGAGEMENT

- February: Created a plan and timeline for updating the City of Fairburn's 2020 comprehensive plan update

	Feb	Mar	Apr	May	Jun	Jul	Aug	Sep	Oct
Work Program									
Stakeholder Meetings		★		★		★			
Public Meetings			★		★				
Writing Phase									
DCA Review									
Issues and Vision									
Issue Identification									
Issue Refinement									
Land Use/Other Core Plan Elements									
ROA/CWP									


FROM TRADITIONAL TO VIRTUAL ENGAGEMENT

- March: Shift to working virtually
- Steering Committee assembled
 - Confirmed all members had personal computers to attend virtually
- Kept the initial date for the first steering committee meeting



RESOURCES FOR PUBLIC MEETINGS AND ENGAGEMENT

Virtual Public Engagement Guide for Local Governments



This guide provides tips on how to ensure that your virtual meetings are open to the public and engaging for all participants. It also provides information on choosing the right tool for your virtual meetings and how to avoid common technical issues. Finally, it provides a list of over 30 online tools to help you with online meetings and community engagement.

[DOWNLOAD THE GUIDE](#)

- ARC virtual public engagement guide for local governments
- Link: <https://atlantaregional.org/special-covid-19-notice-arc-operations-resources/>

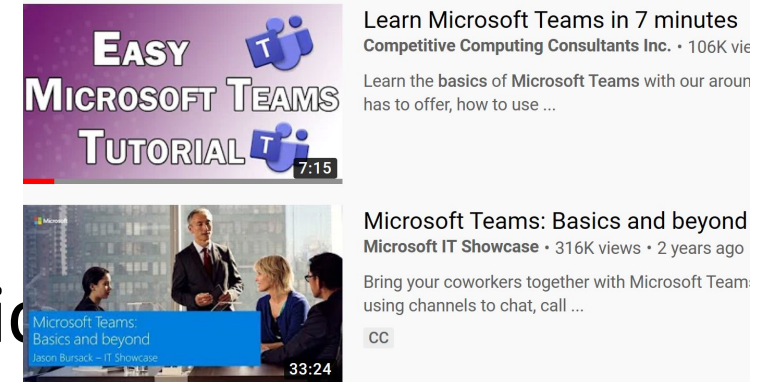
VIRTUAL ENGAGEMENT TECHNOLOGY

- Suite of programs available to host virtual meetings
- Tested for ease of use as both a host and participant, audio/visual quality, special features, etc.
- Decided to use Microsoft Teams



VIRTUAL ENGAGEMENT: KNOW YOUR AUDIENCE

- Ease of use is paramount
- To address concern:
 - Sent a Youtube video covering program basics
 - Offered availability to walk through/test out program
 - Stated the day of the meeting, I would join meeting 30 minutes early to help troubleshoot

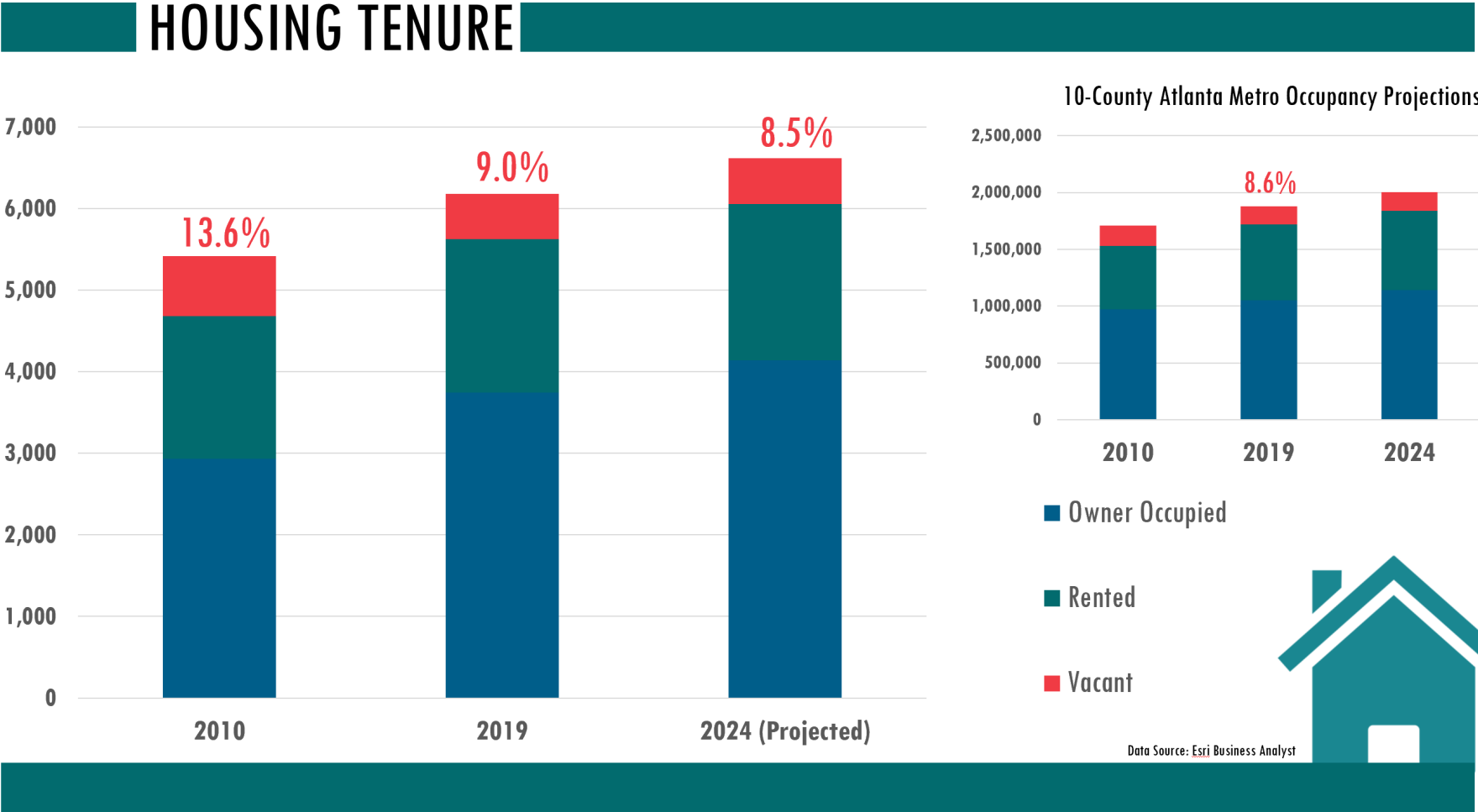


HOSTING VIRTUAL MEETING

- Script
 - Virtually, can't rely on reading body language and facial cues of your audience
 - Helps ensure clarity
 - Explain graphics before discussing implications
 - Helps audience keep pace
 - Accounts for different learning styles

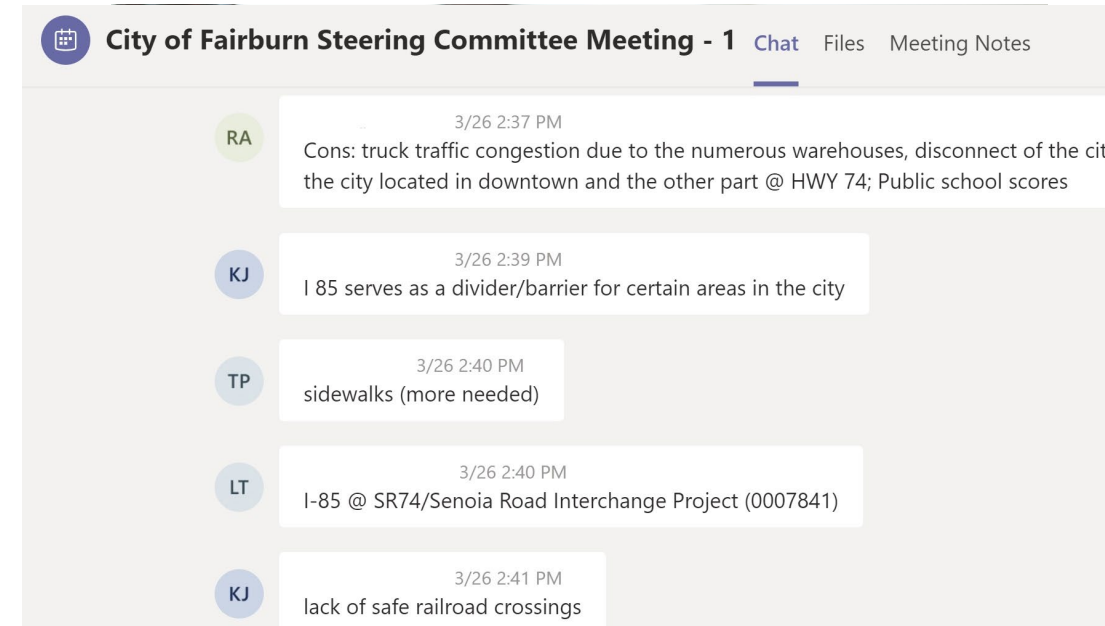


Create script, include descriptions of graphics



VIRTUAL MEETINGS: CHALLENGES

- Oversight: Most steering committee members did not have built-in microphones
 - Could not participate verbally
- Solution: Committee provided input using Microsoft Teams “chat” feature
- Moving forward: Use a program with a dial-in option



LESSONS FOR SECOND MEETING

- Used GoTo Meeting
 - Dial-in option
- Everyone could participate verbally
- More collaborative, conversational



DEVELOPING A SURVEY

- Survey will be deployed as the first community engagement piece
- Surveys may reach a broader range of individuals than in-person meeting
- Consideration: not the most effective method to reach very low income, elderly – demographics often underrepresented in planning
 - Important to consider as many planning events become virtual



LESSONS LEARNED IN TRANSITION TO VIRTUAL

- Know your audience
 - Identify measures needed for full participation
 - i.e. sending “how to” instructions, assistance troubleshooting
- Dial-in option allows for broader participation

