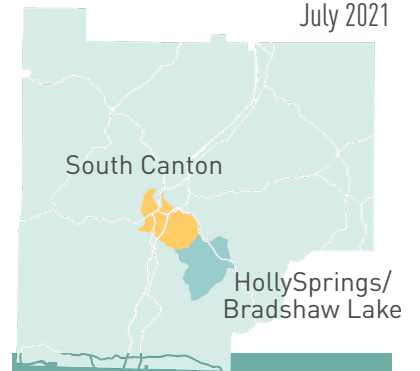


Life Expectancy in Cherokee County

July 2021

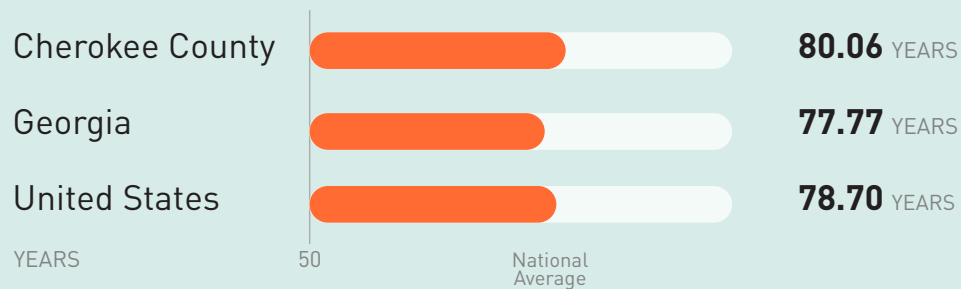
Across metro Atlanta, lifespans vary by as much as two decades or more based on geography. Life expectancy is shaped by numerous complex factors beyond an individual's control, such as access to food, sidewalks, and quality education. Many of these factors can be influenced by our work at ARC and that of our partners.

This document provides a snapshot of select social and economic characteristics that vary between the census tracts with the lowest and highest life expectancy in Cherokee County: South Canton and Holly Springs/Bradshaw Lake, respectively. Consideration of these factors can inform strategies that help to extend lifespans and improve quality of life.



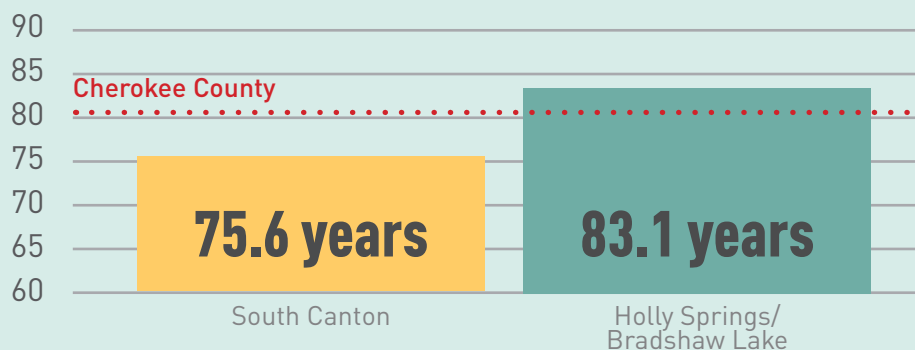
Two adjacent neighborhoods where the average resident has a life expectancy difference of 7.5 years.

Average Life Expectancy Comparison



Data Source: Robert Wood Johnson Foundation Life Expectancy Tool, January 2020

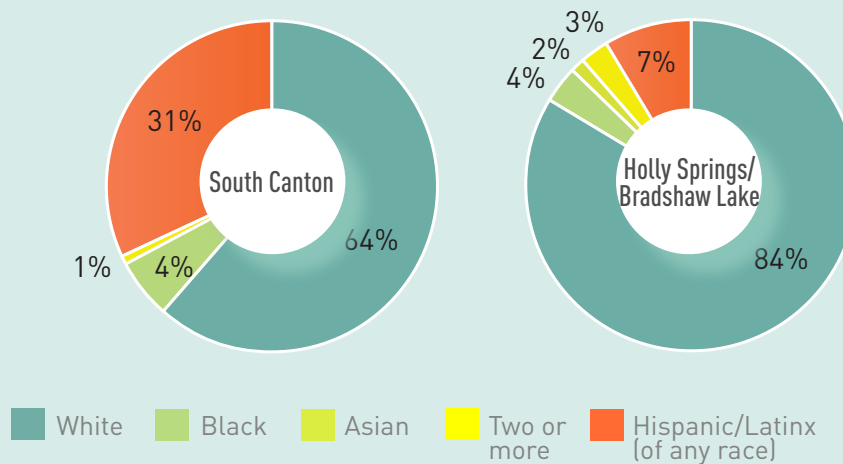
Life Expectancy in Cherokee County



Data Source: U.S. Small-area Life Expectancy Estimates Project, 2010-2015

Factors Affecting Life Expectancy in Cherokee County

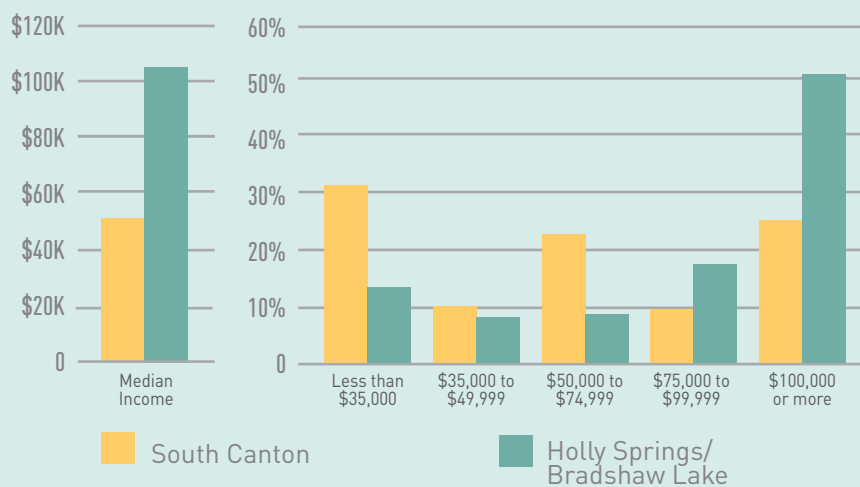
Race & Hispanic Origin



On average, with some minor exceptions, studies have shown that white individuals outlive other individuals at every age and level of education. Reasons for this discrepancy vary by individual, but in general, multiple factors are at play associated with systemic racism, including socioeconomic status and access to health care.

Data Source: US Census Bureau's American Community Survey (ACS) 5-Year Estimates, 2015-2019

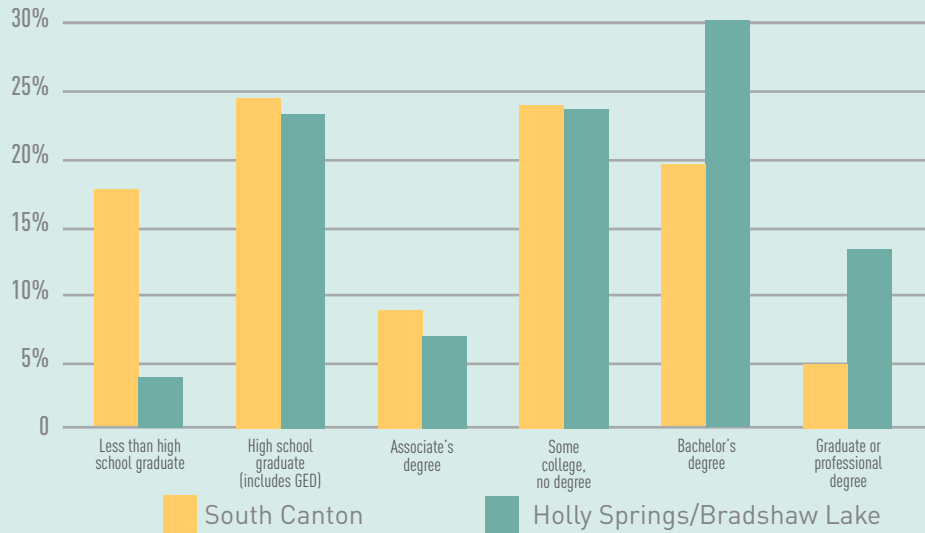
Household Income



Many studies have found income to correlate with life expectancy, as higher incomes correlate directly with things like better diets, healthier lifestyles, and access to medical care.

Data Source: US Census Bureau's American Community Survey (ACS) 5-Year Estimates, 2015-2019

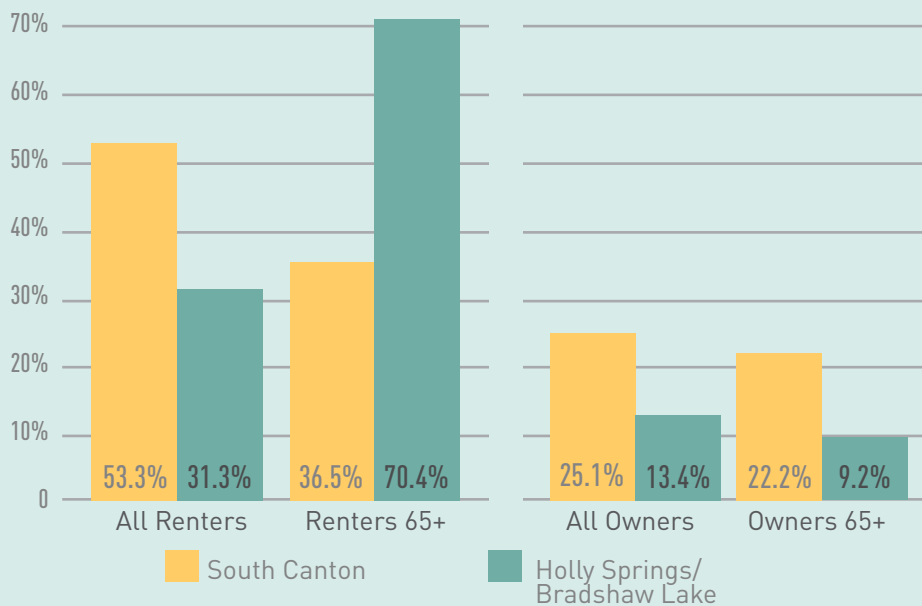
Education



Education level is found to impact longevity regardless of gender or race. Within racial and ethnic groups, life expectancy is found to vary by as much as 13 years between those with the highest and those with the lowest levels of education.

Data Source: US Census Bureau's American Community Survey (ACS) 5-Year Estimates, 2015-2019

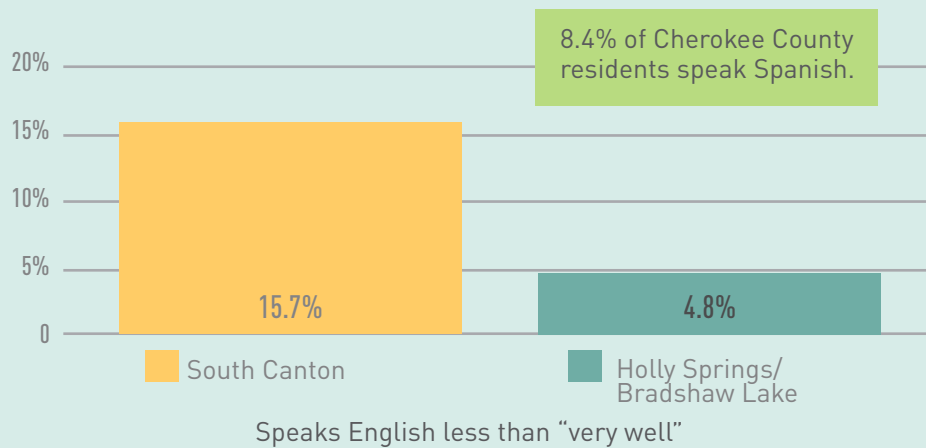
Housing Cost-Burdened Households



Housing cost-burdened households spend more than 30% of their income on housing, potentially leaving insufficient funds for necessities such as food and medicine.

Data Source: US Census Bureau's American Community Survey (ACS) 5-Year Estimates, 2015-2019

Limited English Proficiency



People who do not speak English well often rely on informal networks and sources of information unless translated and culturally-appropriate information and services are available.

Data Source: US Census Bureau's American Community Survey (ACS) 5-Year Estimates, 2015-2019

Percent of Cherokee County Food Insecure

2018 **7.9%**

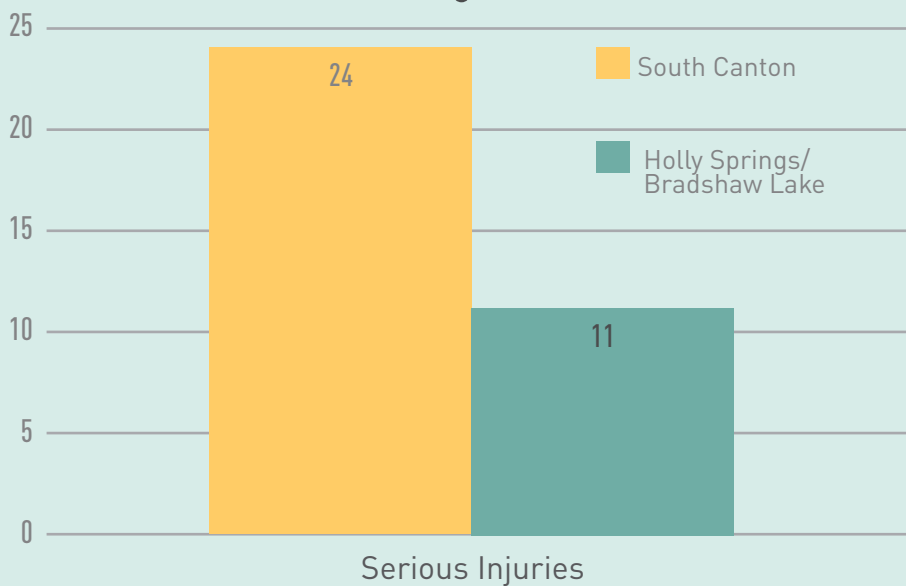
COVID-19* **10.7%**

**projected rise due to COVID*

Food insecurity is limited or uncertain access to enough food. A lack of access to healthy food is linked to a greater likelihood of developing chronic conditions such as diabetes, obesity, and cardiovascular disease—which have been shown to significantly affect life expectancy.

Data Source: Feeding America, Map the Meal Gap, 2018

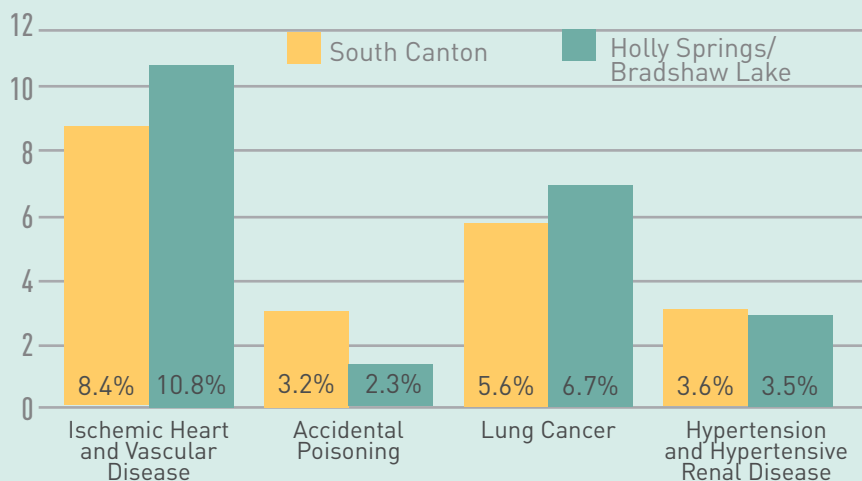
Crashes Involving Motor Vehicles



Research has found a disproportionate number of motor-vehicle-related pedestrian injuries and deaths take place in the nation's less pedestrian-friendly neighborhoods.

Data Source: Georgia Department of Transportation, Georgia Crash Data Portal, 2013-2019

Top Causes of Premature Death



Premature deaths due to these causes can be prevented through interventions in areas such as transportation, access to preventative care, disease management, and mental health services. In the South Canton tract, 3.6% of all premature deaths were due to suicide, yet there were fewer than five cases in Holly Springs/Bradshaw Lake.

Data Source: Georgia OASIS, Mortality Mapping Tool, 2015-2019

Addressing the Problem

By working together across the region, we can address metro Atlanta's life expectancy disparities. The ingenuity and resources are here. ARC invites all interested individuals and organizations to join with us and our communities to ensure that the Atlanta region is a place where people of all ages, abilities, and incomes can live high-quality lives, regardless of location. We are focusing on:

- Place** Concentrate on locations where residents experience the most inequity
- Policy** Work with governmental, philanthropic, educational, nonprofit, and business leaders to improve or amend policies that create inequities and advance policies that promote equity
- Practice** Provide services and programs that address unmet needs



For more information, please contact info@empowerline.org