



**FTA FORMULA FUNDS SUBALLOCATION**  
*FEDERAL FISCAL YEAR 2021*

**Jon Ravenelle**



# 5307 LARGE URBAN FORMULA FUND PROGRAM

# 5307 & 5340 Urbanized Area Formula Program

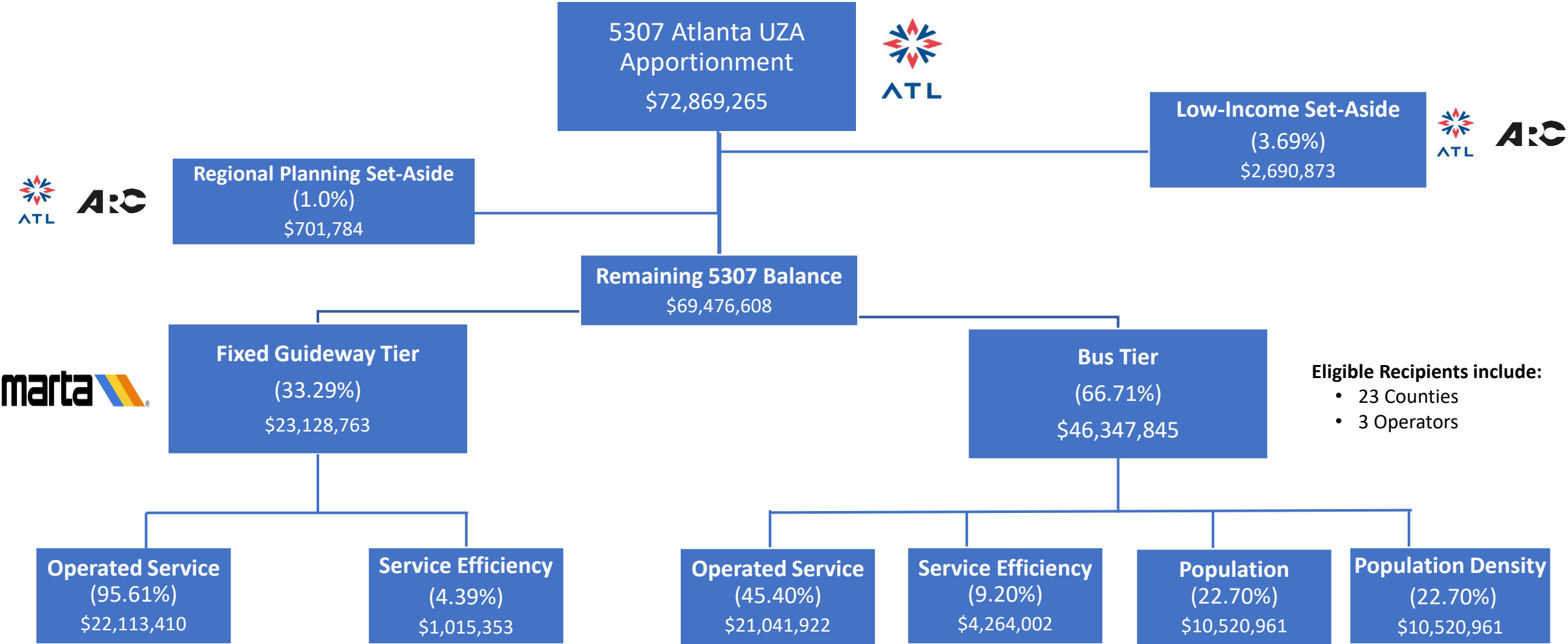
## Section 5307: Urbanized Area Formula Funding Program

- ▶ Funding distributed based on population & operating stats reported to National Transit Database (NTD).
- ▶ Total FFY 2021 Section 5307 Funding: **\$72,869,265**

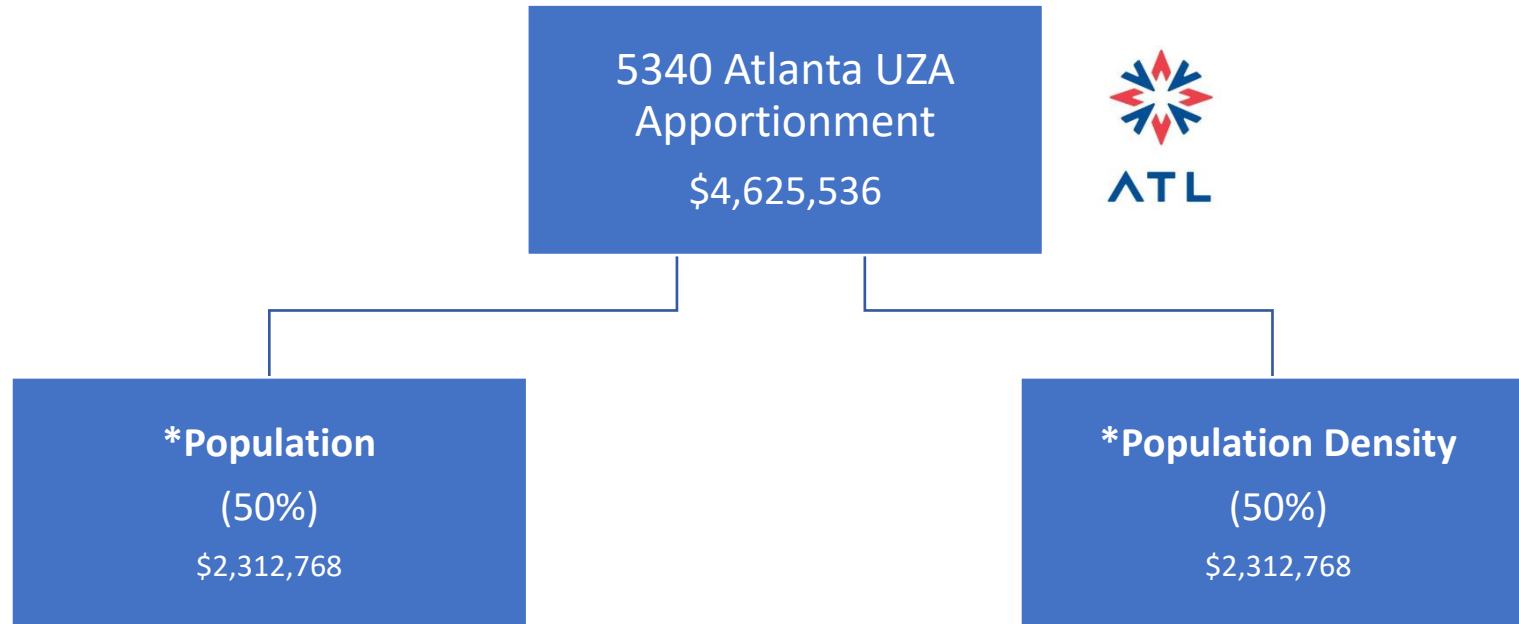
## Section 5340: Growing States and High-Density States Formula Program

- ▶ Population based only, no operating statistics are used in the suballocation of 5340 funding.
- ▶ FTA administers Section 5340 program under the Section 5307 grant guidance.
- ▶ Total FFY 2021 Section 5340 Funding: **\$4,625,536**

# 5307 URBANIZED AREA FORMULA FUND PROGRAM – CALCULATION FLOW




# 5340 HIGH DENSITY AND GROWING STATES - SUBALLOCATION



## Eligible Recipients include:

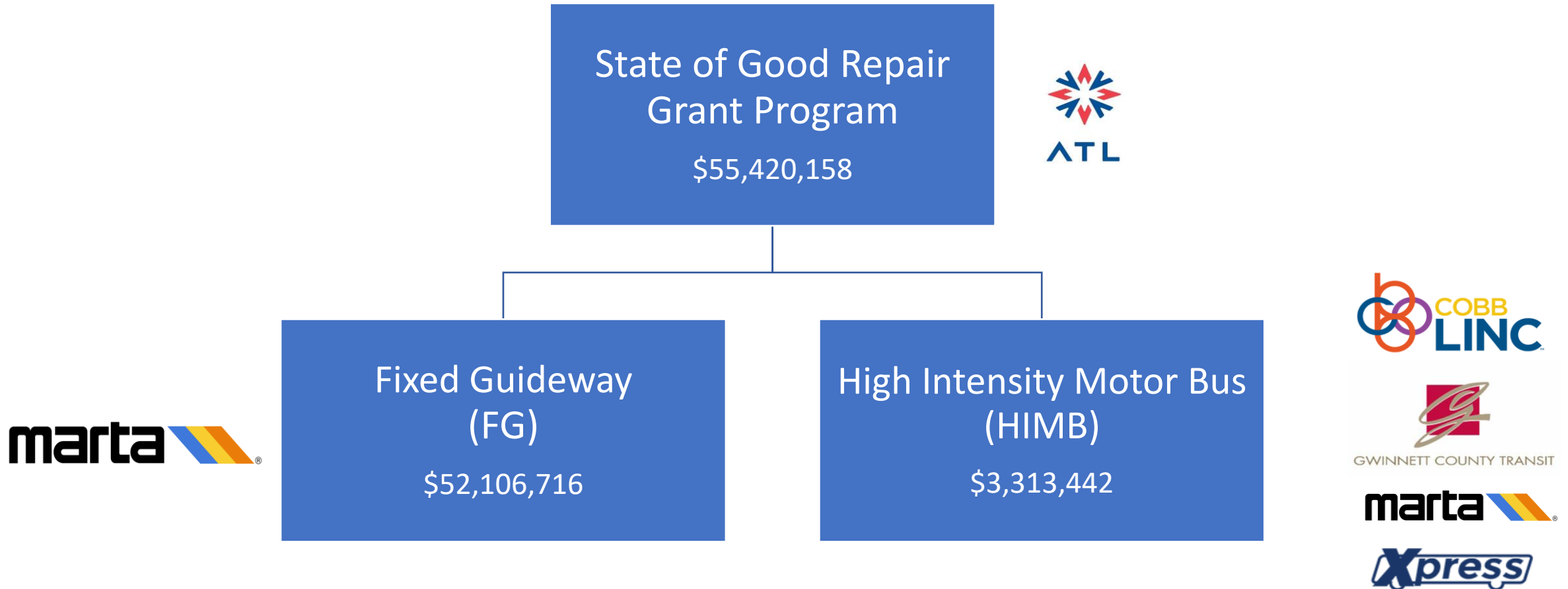
- 23 Counties
- 1 Operator





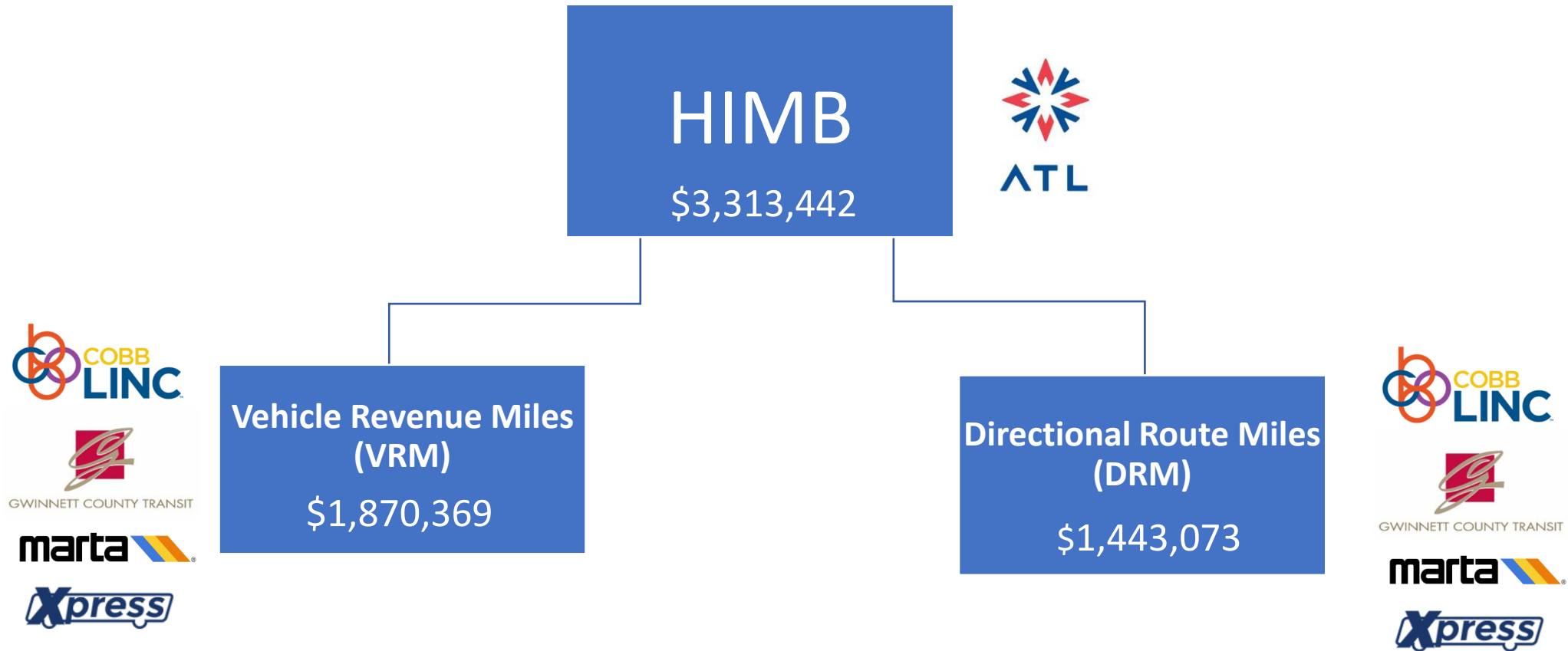
# 5337 STATE OF GOOD REPAIR GRANT PROGRAM

# 5337 STATE OF GOOD REPAIR PROGRAM - CALCULATION FLOW CHART



# 5337 STATE OF GOOD REPAIR PROGRAM - CALCULATION FLOW CHART

## *High Intensity Motor Bus (HIMB) Component*





# 5339 BUS AND BUS FACILITIES FORMULA PROGRAM



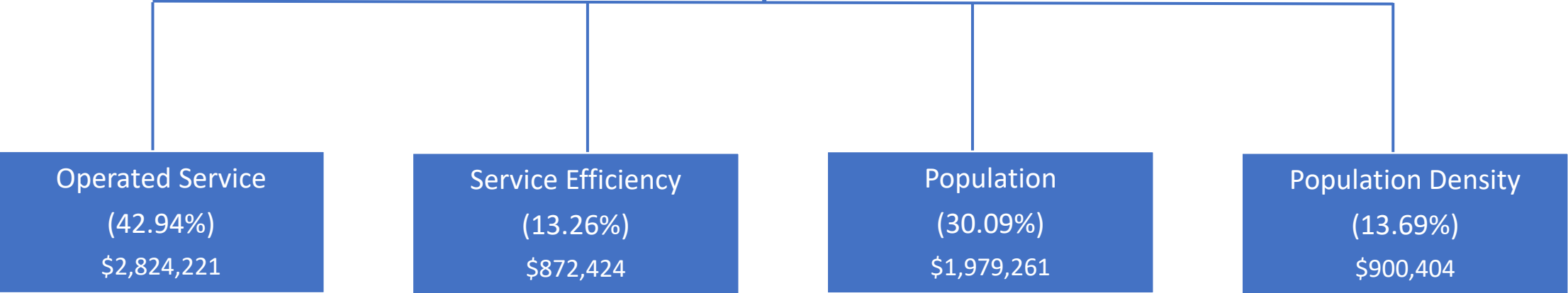
# 5339 BUS & BUS FACILITIES FORMULA FUND PROGRAM

## CALCULATION FLOW CHART

**Eligible Recipients include:**

- 10 Counties
- 3 Operators

5339 Atlanta UZA  
Apportionment  
\$6,576,310





# **FFY 2021 FTA Formula Funding Suballocation**



# FY 2021 REGIONAL FORMULA FUND SUBALLOCATION BREAKDOWN

Atlanta UZA - Federal FY 2021 FTA Formula Fund Suballocation Totals						
Jurisdiction	5307		5337		5339	FFY 2021 Total
	5307	5340	Fixed Guideway	HIMB		
Barrow	38,378	8,436			0	46,814
Bartow	56,803	5,620			8,419	70,842
Carroll	73,460	16,148			0	89,609
Cherokee	811,492	149,601			118,671	1,079,764
Cobb	4,979,306	729,470		365,995	688,973	6,763,744
Coweta	290,440	63,846			0	354,286
Dawson	13,396	2,945			0	16,341
Douglas	827,941	96,670			120,246	1,044,857
Fayette	309,517	68,040			0	377,557
Forsyth	553,282	121,625			0	674,907
Gwinnett	5,004,206	830,386		931,623	699,911	7,466,126
Hall	45,671	10,040			7,039	62,750
Henry	812,986	137,323			121,997	1,072,306
Jackson	20,716	4,554			0	25,270
Newton	245,752	54,022			0	299,775
Paulding	391,694	86,104			0	477,798
Pike	562	124			0	686
Rockdale	275,743	60,615			0	336,359
Spalding	147,280	32,376			0	179,655
Walton	92,189	20,265			0	112,454
Xpress	5,017,092			1,451,310	1,065,355	7,533,757
CPACS	63,600				8,972	72,572
MARTA	49,405,100	2,127,327	52,106,716	564,514	3,736,727	107,940,384
ATL	526,338				0	526,338
ARC	175,446				0	175,446
Low Income Component	2,690,873				0	2,690,873
Total Atlanta UZA	72,869,265	4,625,536	52,106,716	3,313,442	6,576,310	139,491,269

# Thank You.



Jonathan Ravenelle



404.893.3010 (office)



[jravenelle@atltransit.ga.gov](mailto:jravenelle@atltransit.ga.gov)



[www.atltransit.ga.gov](http://www.atltransit.ga.gov)



