

ARC Livable Centers Initiative

Transportation
Coordination
Committee I
9.12.25



Agenda

01




**Project
Overview**

02



**Greatest Areas
of Impact**

03



**Program
Reflections**





Project Overview


Project Purpose

Gauge the impact of 25 years of the LCI Program and identify outcomes to help inform potential future changes.





Major Tasks and Outcomes



01



02



03



04



Project Video



Online StoryMap



Other Collateral



Project Home

This StoryMap for the Atlanta Regional Commission's (ARC) Livable Centers Initiative (LCI) 25 Year Impact Report is an interactive, map-centric, multi-media presentation designed to engage the user. StoryMaps flow from top to bottom and invite users to scroll through the story and graphics.

Navigation

If you see any colored text, [click on it](#) to follow a hyperlink to an external site or other part of the story. If you see text underlined with a "+" in front, click on the + sign to change what is seen on the main screen. When you see a map, click on a map feature to get more information about that location. Navigational links at the top can be used to jump from section to section





Greatest Areas of Impact

Investment in Communities

Since the inception of the LCI Program, ARC has awarded almost **\$24.8M for LCI studies** and **\$389M for multimodal transportation improvements.**



PEDESTRIAN FACILITIES

\$75.4 M

53 PROJECTS



BIKE & PEDESTRIAN FACILITIES

\$114.0 M

32 PROJECTS



SIDEPATHS & TRAILS

\$67.6 M

22 PROJECTS



ROAD DIET & COMPLETE STREET

\$57.8 M

13 PROJECTS



TRANSIT FACILITIES

\$45.8 M

12 PROJECTS



OPERATIONS AND SAFETY

\$15.6 M

9 PROJECTS



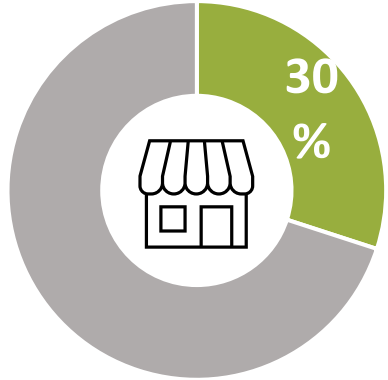
NEW STREETS OR EXTENSIONS

\$12.7 M

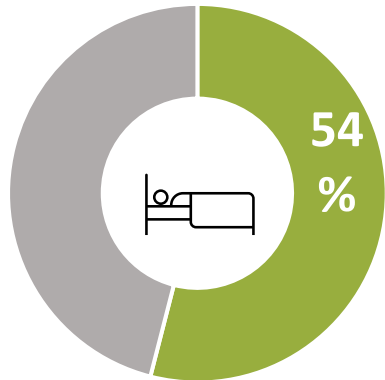
4 PROJECTS



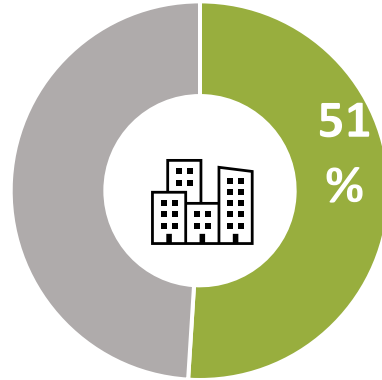
Robust Development



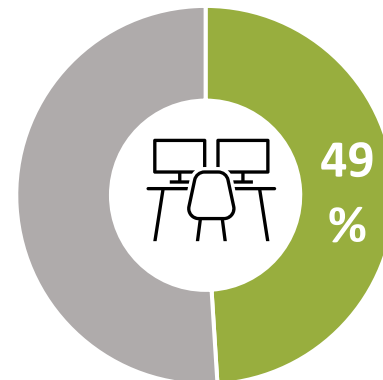
Retail
Development



Hotel
Development



Multi Family
Development



Office
Development

■ LCIs ■ Balance of
Region

LCIs have attracted a large share of real estate development in the region since 2000, including retail, hotel, office, and multifamily development.

Source: Esri Business Analyst, US Census Bureau, SB Friedman



Mixed-Income Communities

LCI households tend to have lower incomes compared to the region, indicating there are affordable **housing options in LCIs.**

A substantial number of new affordable housing units have been added in LCIs – 35% of all new affordable housing units in the region since 1999.



Job Growth and Mixed Uses

LCIs are strong job centers - 37% of the region's jobs are in LCIs, and 23% of all new job growth regionwide has been in LCIs.

The growth in both jobs and housing in LCIs points to a **healthy jobs/housing balance** and indicates an **increased mix of uses**.



Job Wages and Sectors

LCIs have a **large share of high-wage jobs** compared to the region.

LCIs also provide a **diverse range jobs in other, lower-wage sectors** (retail trade, food services, etc.).



Demographics

LCI residents represent multiple races and ethnicities. 40% identify as Black, and 12% identify as Hispanic or Latino, exceeding the share of these groups in the region.

40%

Black

12%

Hispanic or Latino





Program Reflections

Implementation

**Some LCIs have seen a total transformation,
but *other LCIs have made incremental or minimal progress.***

Cited challenges



Staff turnover and limited staff resources



Elected officials with changing priorities



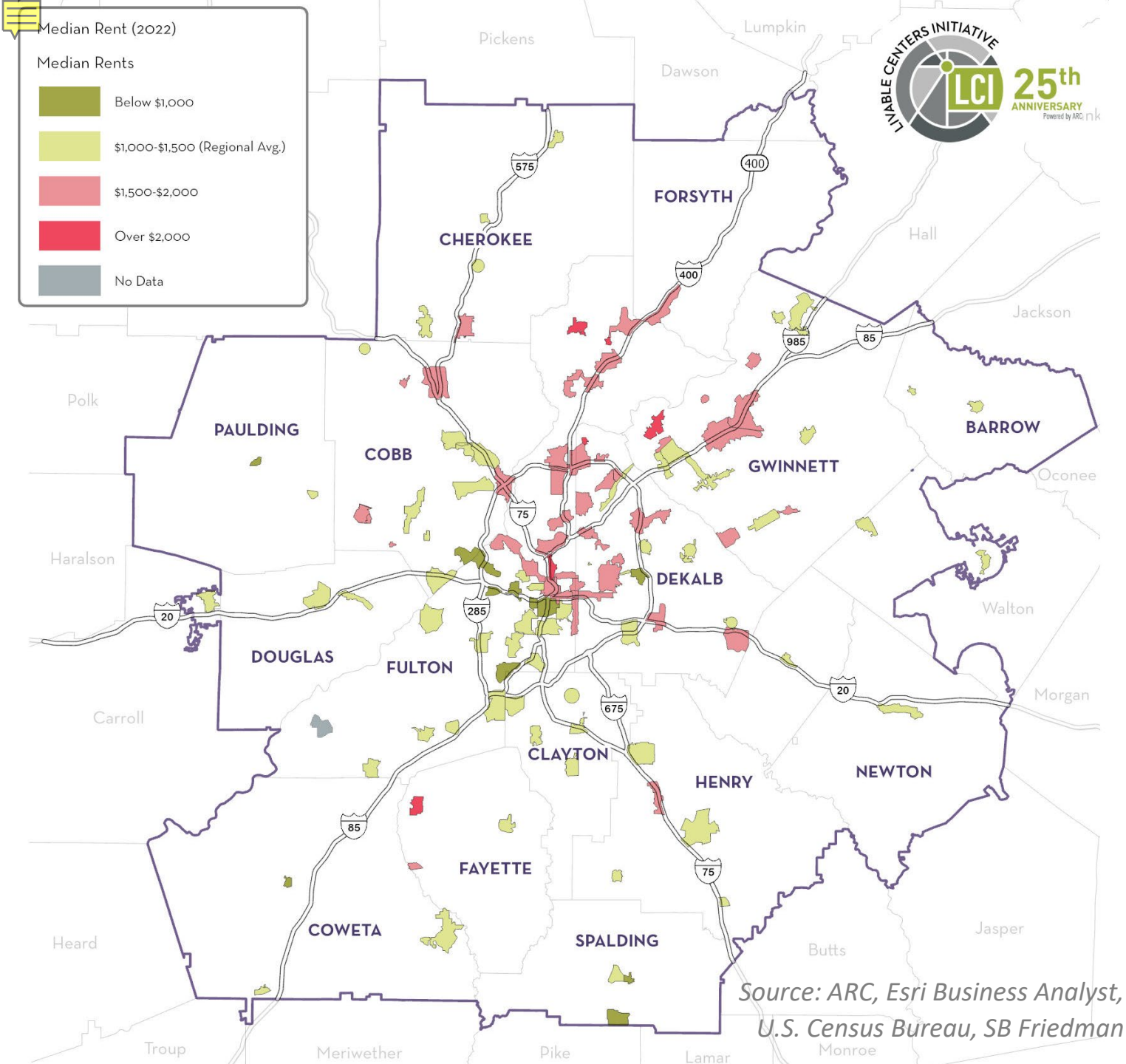
Lack of local funding



Limited coordination with outside agencies

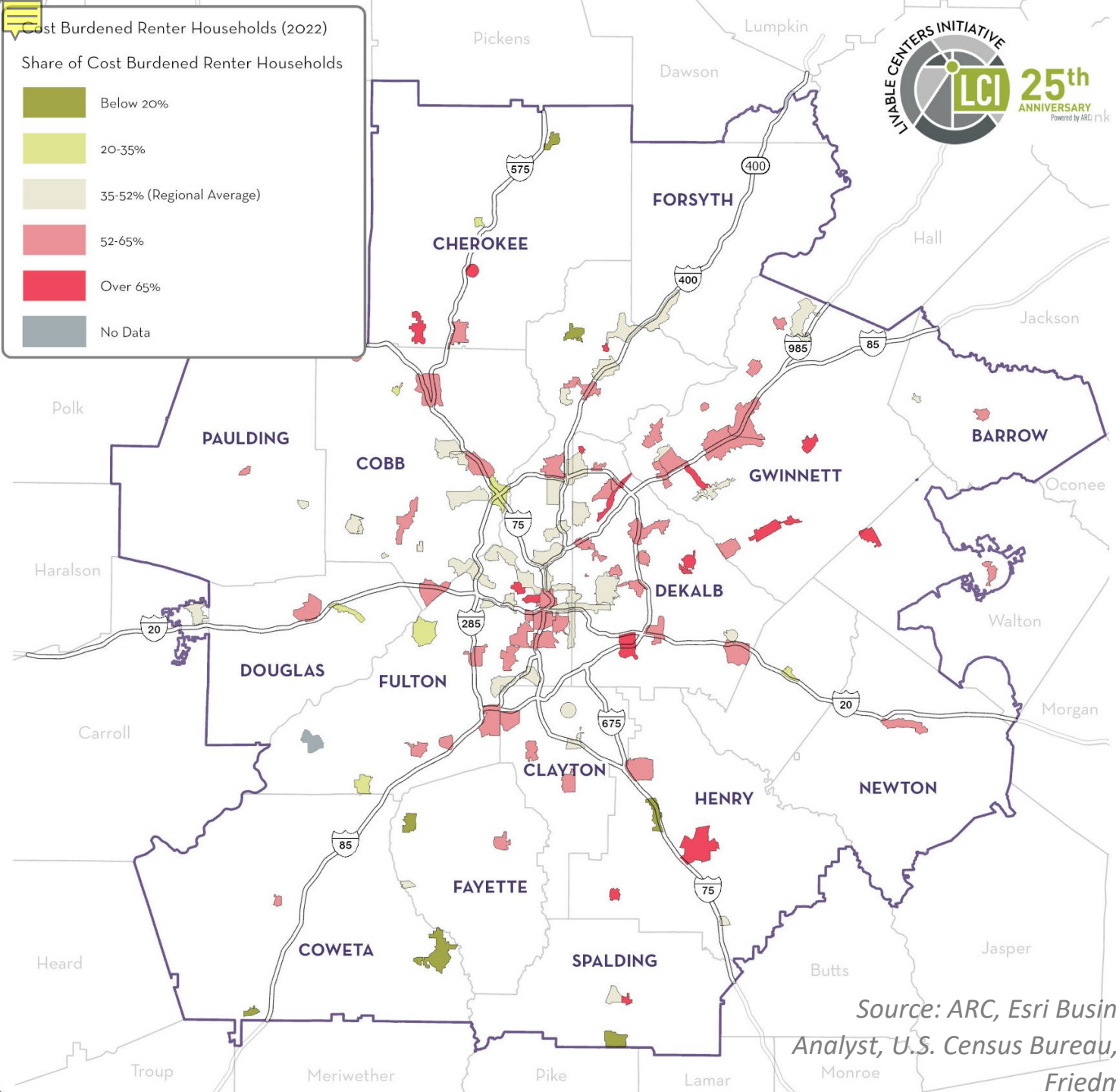


*Challenges in building momentum behind big changes
(redevelopment, affordable housing, etc.)*



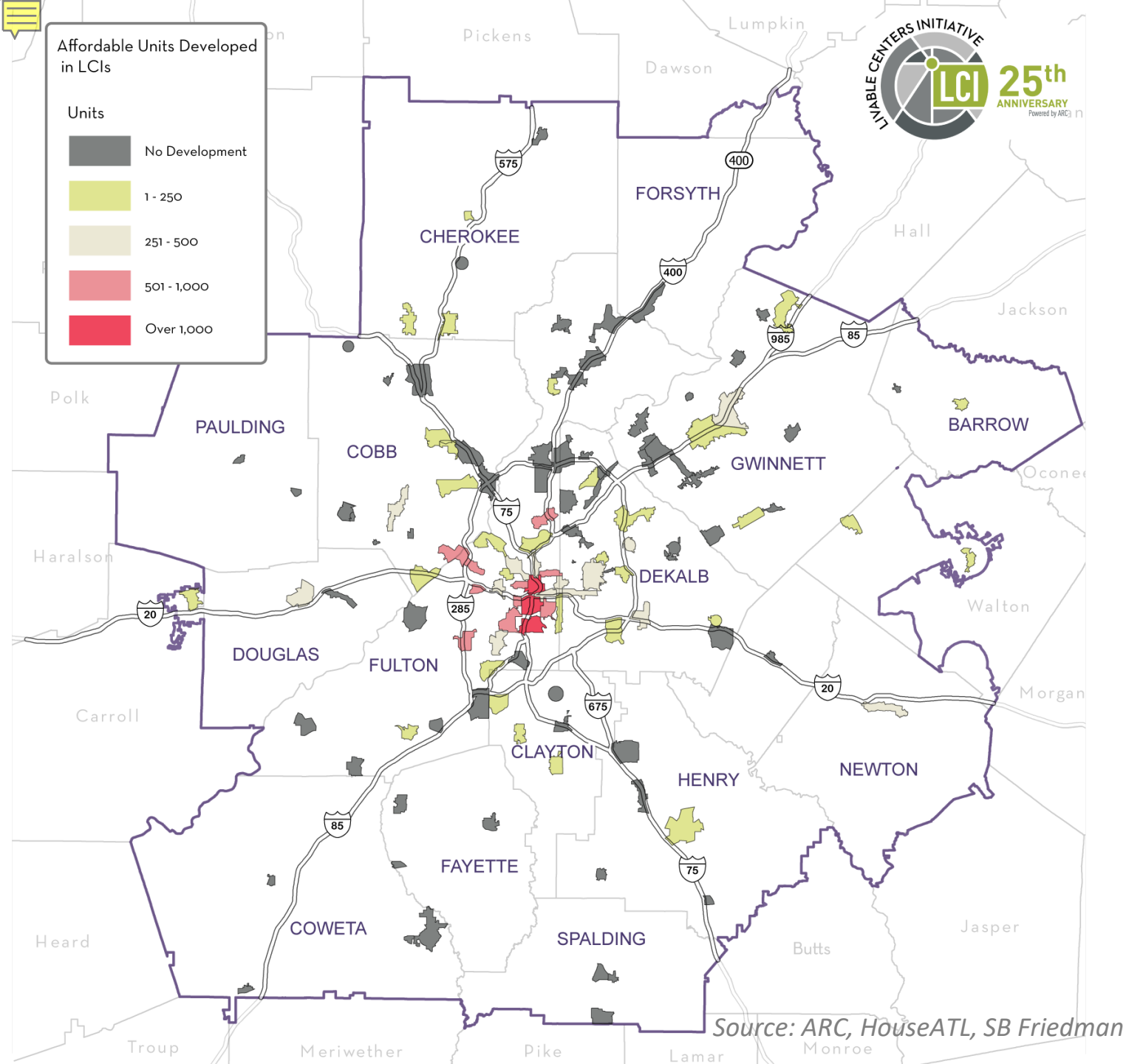
Housing Costs

Many LCIs have median rents that exceed the regional average. This includes both in-town and suburban LCIs.



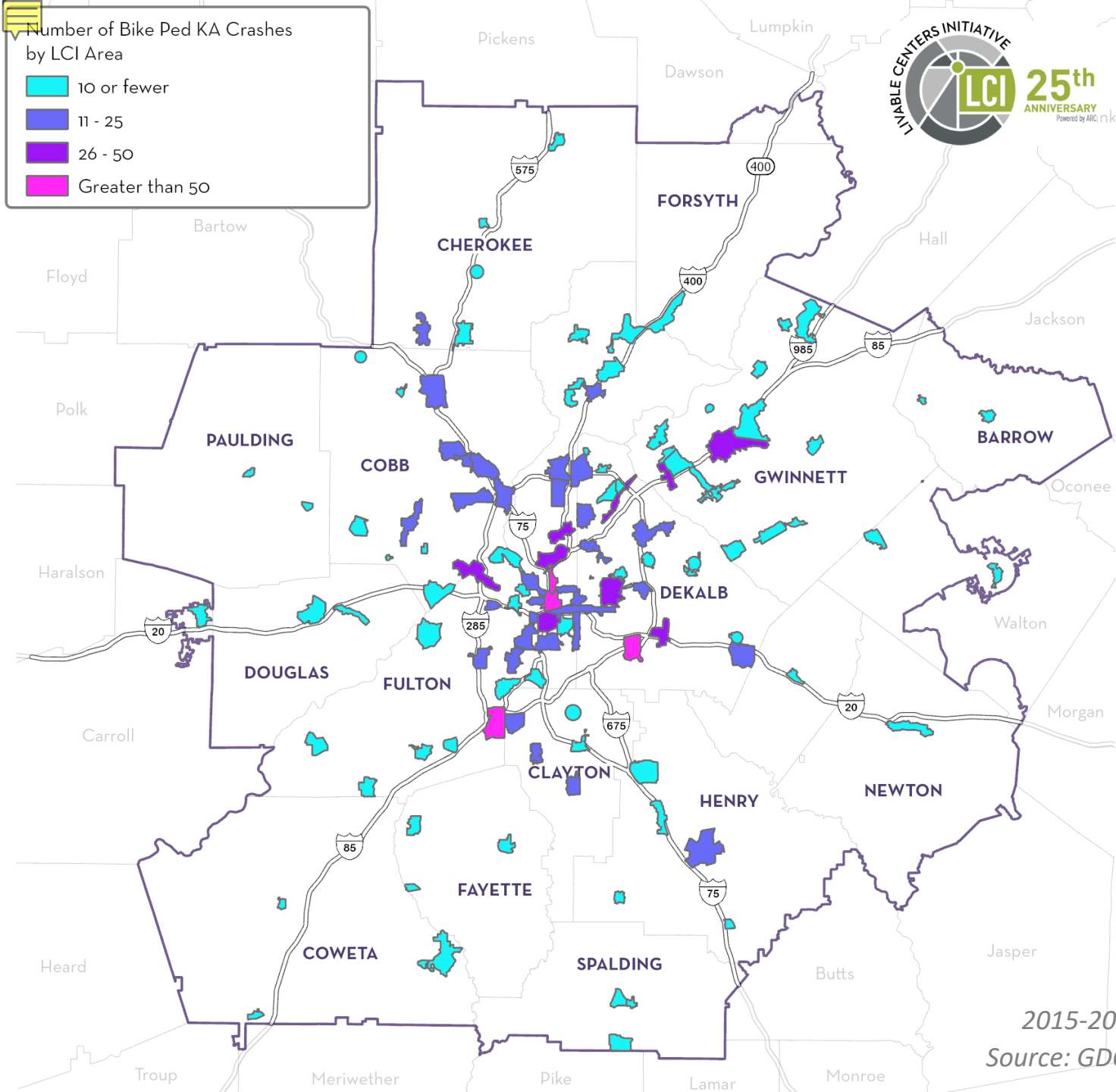
Housing Cost Burden

About half of renters in LCIs are cost burdened. This echoes regional trends.



Affordable Housing

Despite the inclusion of affordable housing in LCIs, **there is an uneven distribution of affordable housing units across the Region.** Some LCIs have added no new affordable housing.



Roadway Safety

LCIs are not immune from high crash rates that plague the region. Bicycle and pedestrian crashes, and the incidence of serious injuries and fatalities from these crashes, are on the rise in LCIs.

New LCI Program Goals



Healthy, Safe, and Livable Communities:

Create multimodal developments that prioritize connectivity, public health and safety for people of all ages and abilities.



A Competitive Economy:

Maximize the economic potential of downtowns and transit nodes with a diverse mix of housing, jobs, and community services.



Diverse Stakeholder Engagement:

Empower and engage all stakeholders through comprehensive and impactful community outreach.





Areas for Improvement



Recipient
Assistance



Funding



Inter- and Intra-
Agency
Coordination



Monitoring





Questions?

Lauren Blaszyk, AICP
LBlaszyk@atlantaregion
al.org
470.378.1580

Planning
Administrator/
LCI Program
Manager

